



FORTUNE TELLER

AKA: COOTIE CATCHER

A **fortune teller** is a form of origami used in children's games. Parts of the fortune teller are labelled with colors or numbers that serve as options for a player to choose from, and on the inside are eight flaps, each concealing a message or question. The person operating the fortune teller manipulates the device based on the choices made by the player, and finally one of the hidden messages or questions is revealed. These messages may purport to answer questions or they may be activities that the player must perform.

Benefits for children

- Fine motor skills
- Laughter
- Promotes taking turns
- Sets clear rules and expectations
- Communication
- Growth mindset
- Can teach hope, curiosity and courage

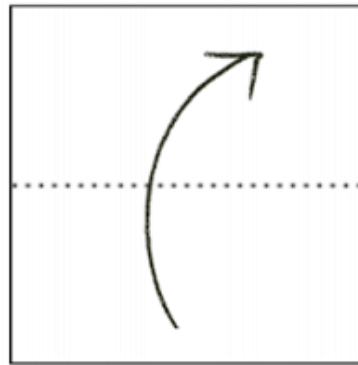
HOW TO PLAY WITH A COOTIE CATCHER

1. Find someone to play with and ask them to pick a color from the top flaps.
2. Spell out the color, opening and closing the cootie catcher along with the letters.
3. Stop at the last letter to reveal some of the numbers on the flaps. Make them pick one.
4. Open and close the Cootie Catcher while counting out the number picked on step 3.
5. Once you finish, get the other player to pick another number from the panels, flip it up, and read the fortune.

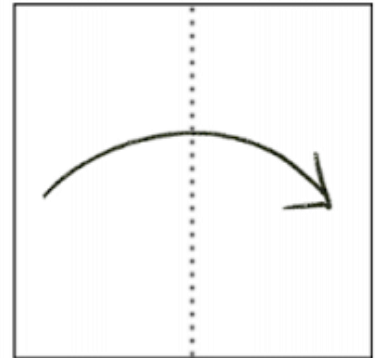
How to fold a Cootie Catcher



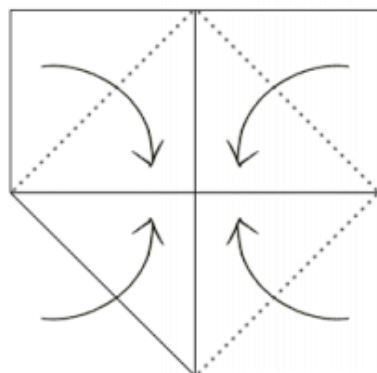
1. Cut out pattern.



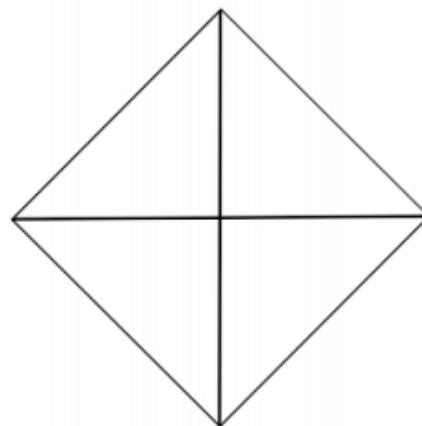
2. Design facing up fold in half vertically



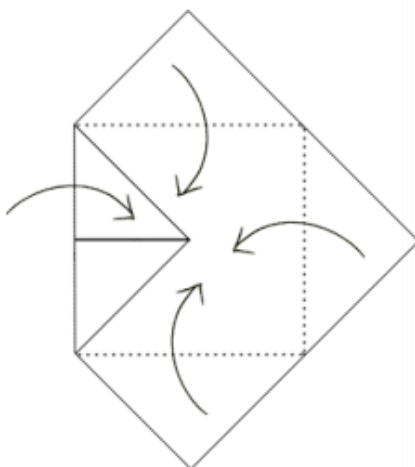
3. Design facing up fold in half horizontally



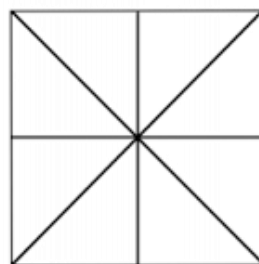
4. Design facing down, fold each corner to the center.



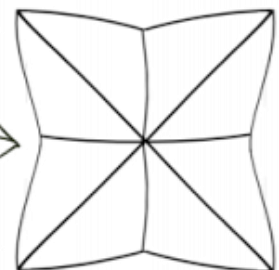

5. Flip paper over, questions will be facing up.



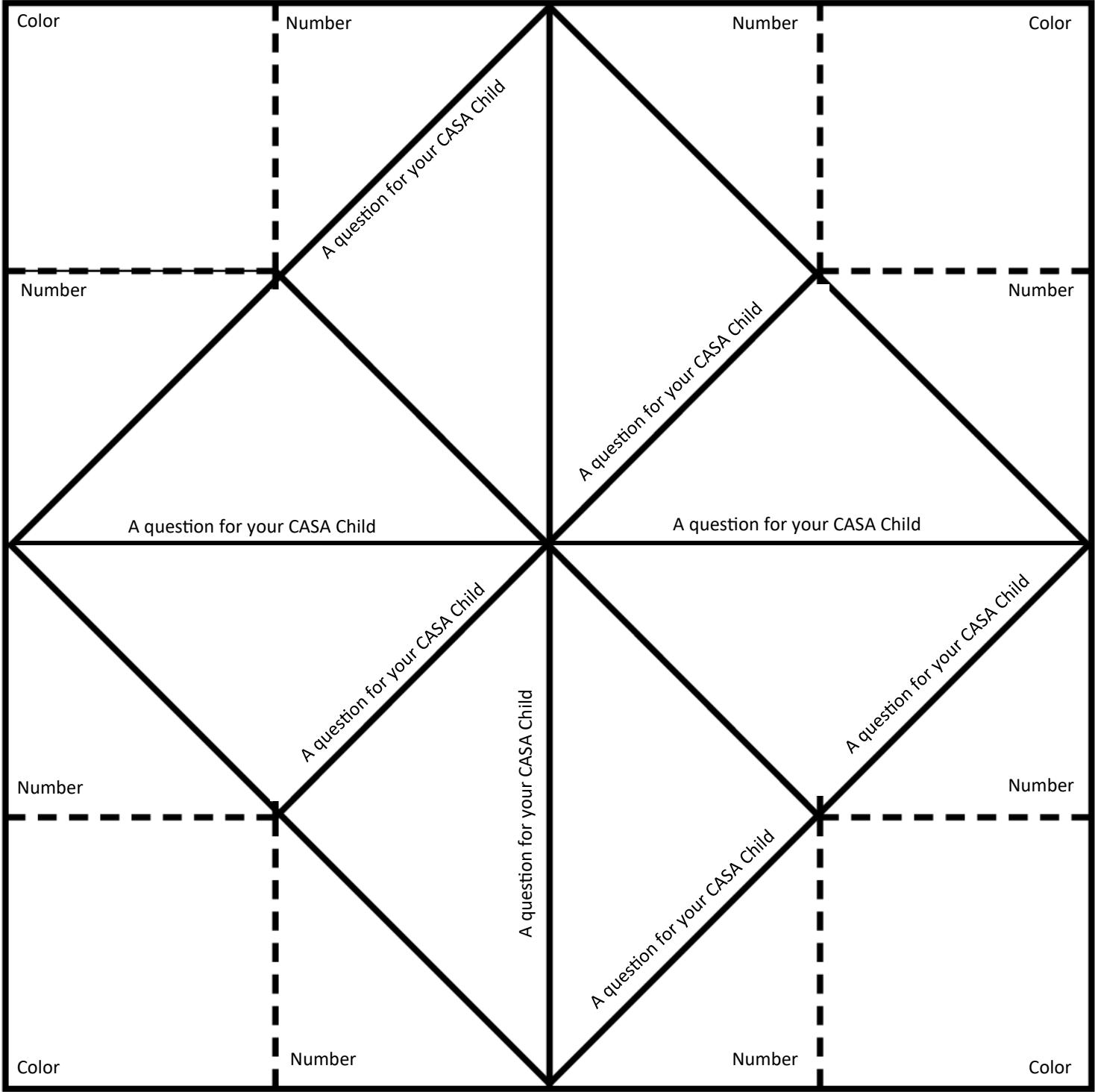
6. Fold each corner to the center.

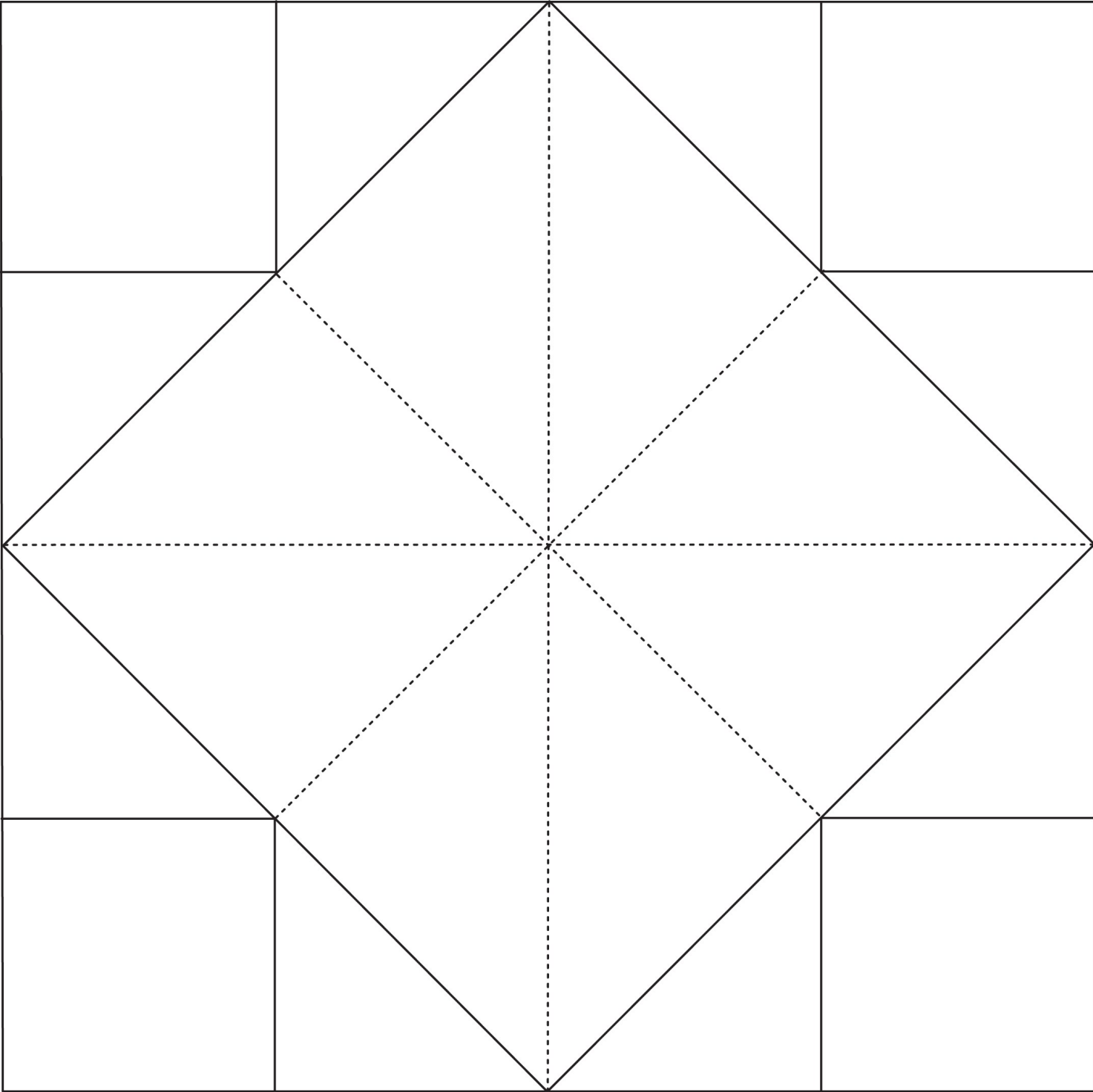


7. Crease along center lines into a square.



8. Unfold to step 7, insert fingers under each flap & shape final cootie catcher.

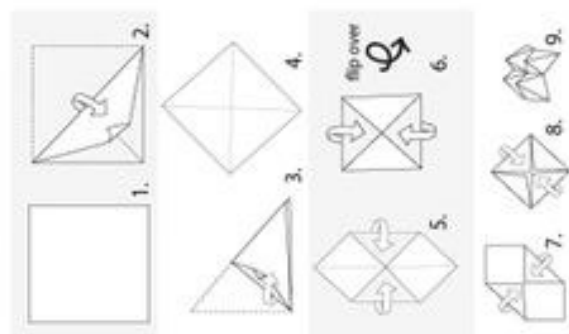




Random Kindness

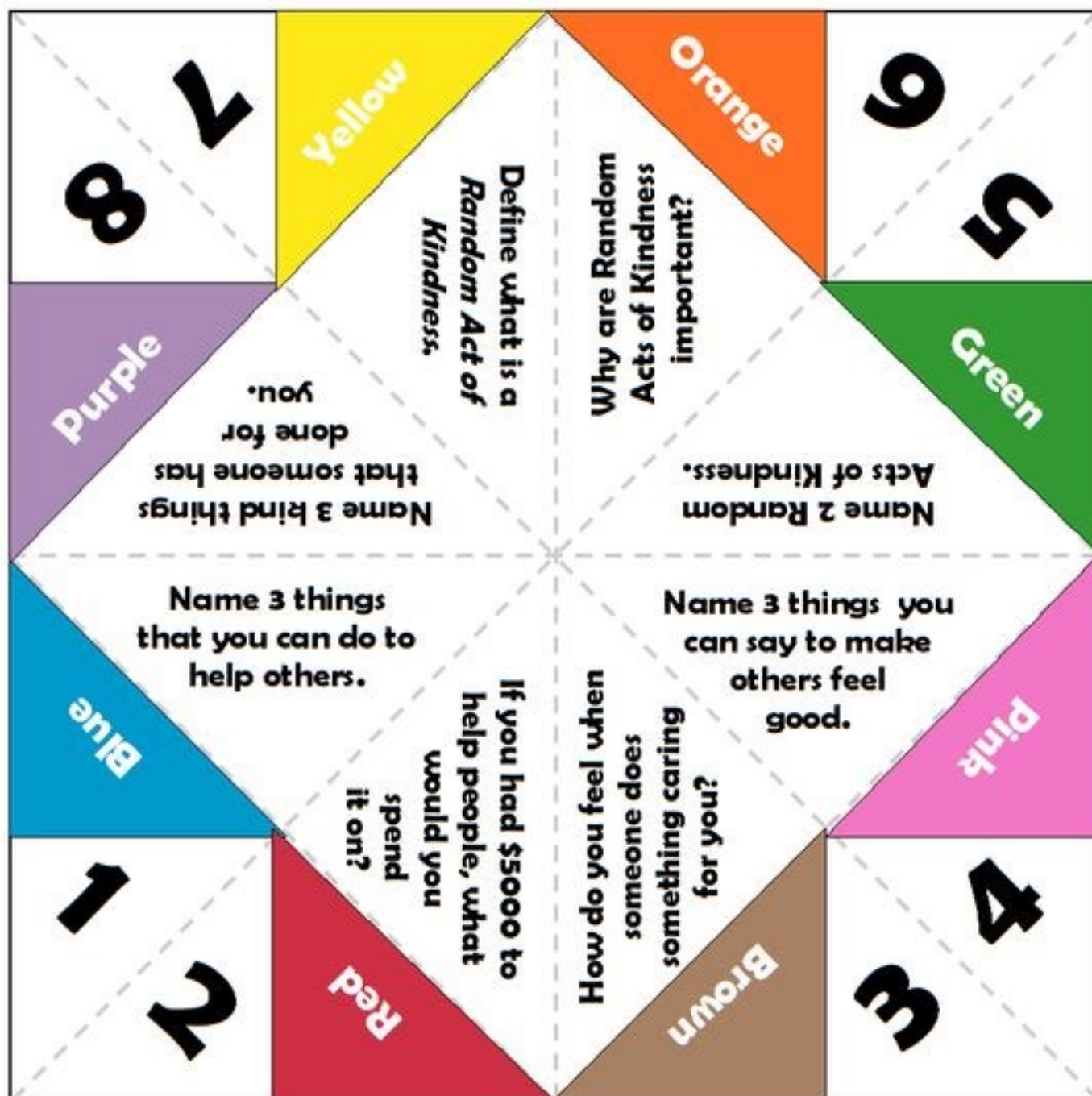
Generator

Folding Diagram:



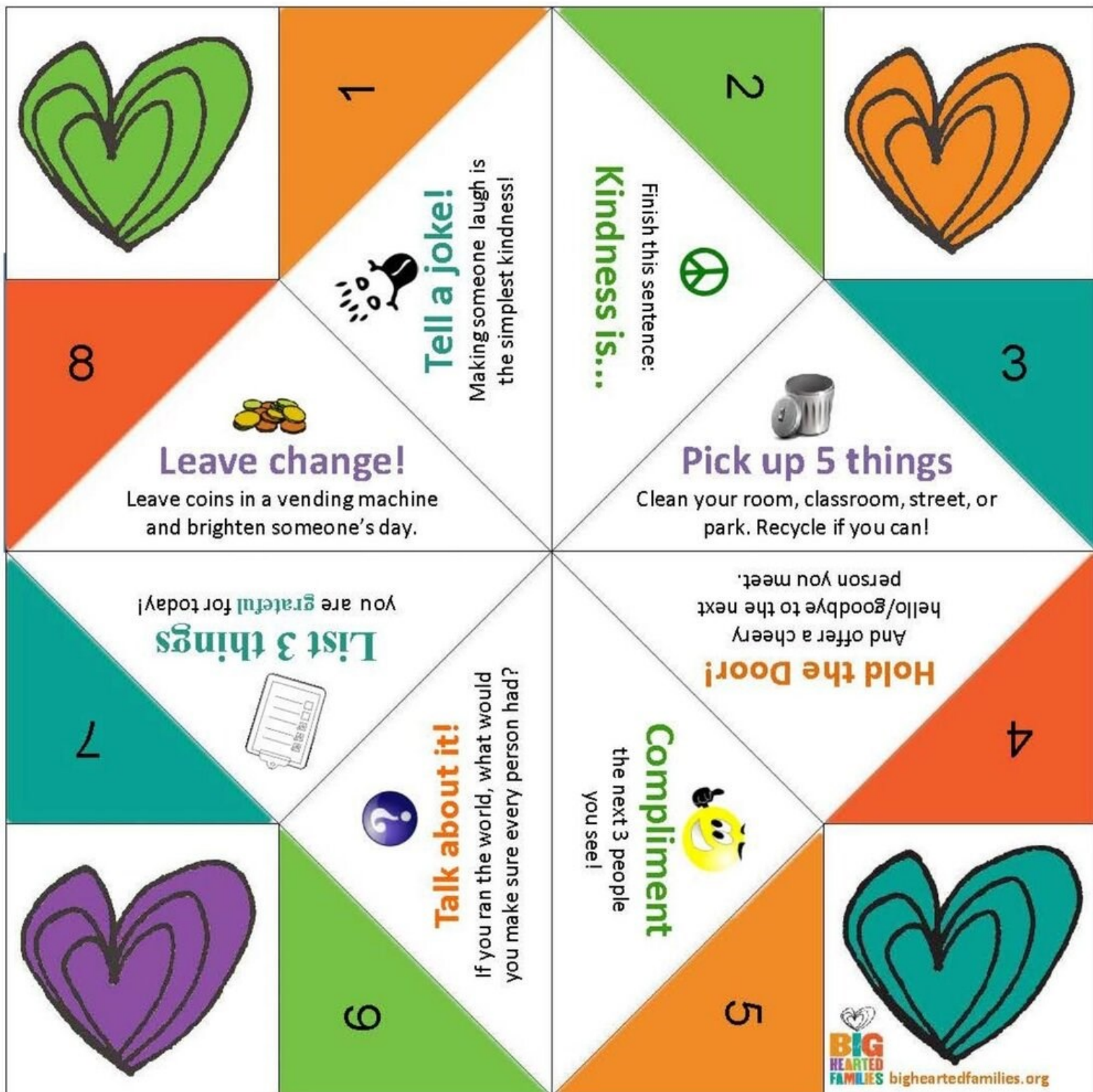
To Generate Kindness:

1. Pick a number
2. Open and close the generator the number chosen
3. Pick a color
4. Open and close the generator the number of times to spell the color chosen.
5. Pick another color and unfold to reveal.



<p>RED</p>	<p>1</p> <p>Where would you go on a dream vacation?</p>	<p>2</p> <p>What is your least favourite subject?</p>	<p>YELLOW</p>
<p>8</p> <p>What is your lucky number?</p>	<p>3</p> <p>What is your favourite game to play in gym class?</p>	<p>4</p> <p>What was the best part of your summer?</p>	<p>ORANGE</p>
<p>7</p> <p>If you had super powers what would they be?</p>	<p>5</p> <p>Who is your favourite singer?</p>	<p>6</p> <p>What is your favourite snack?</p>	<p>GREEN</p>

Acts of Kindness Fortune Teller



1. Print and cut around the outside of fortune teller.
2. Visit <https://www.wikihow.com/Fold-a-Fortune-Teller> for illustrated folding instructions.
3. Use the fortune teller to select fun acts of kindness to try.