

DICE



Keep your CASA kids moving when they're stuck inside with this simple roll the exercise or question dice game! This game requires minimal materials so it's easy for everyone to get some exercise or get to know each other!

Being stuck indoors with kids can be so hard! Whether it's due to inclement weather conditions, illness, a global pandemic (oh hi, coronavirus), or something else, not being able to get out of the house to go to regular activities like sports or the park can be really tough on getting your CASA child to open up. Dice games for kids are pretty open ended so you can adapt it to your CASA child's age and need and change up the number of movements or questions.

Get your CASA child (and you) moving with this fun dice movement game. It will help break up your time together and help create conversation.

Benefits for Children

- Problem solving
- Reasoning
- Communicating
- Fosters collaborative work
- Creates a safe space to talk and listen
- Working in pairs or a group
- Introduces turn taking
- Teaches Good sportsmanship
- Dealing with disappointment

Directions


1. Download the free printable below and print it out.
2. Grab a die and start rolling. You can take turns with everyone playing.
3. Do the corresponding activity or answer the question to the number you roll. For example, if you roll a two everyone has to touch their toes.
4. You can also set a corresponding number to each item so the game lasts longer and everyone gets more movement or questions in.
5. Find what works best for your CASA child.

Getting to Know You Dice Game

One person rolls the dice, what ever number they get is the question they will answer.




What is something that is interesting to you?




What is something you would like to learn more about?



What is a talent you would like to share with others?



What is your favorite thing to eat?



What is your favorite Color?




What is something that most people don't know about you?




ROLL THE DICE


LET'S GET MOVING!




RUN IN PLACE




TOUCH YOUR TOES




FROG JUMPS



ARM CIRCLES



JUMPING JACKS



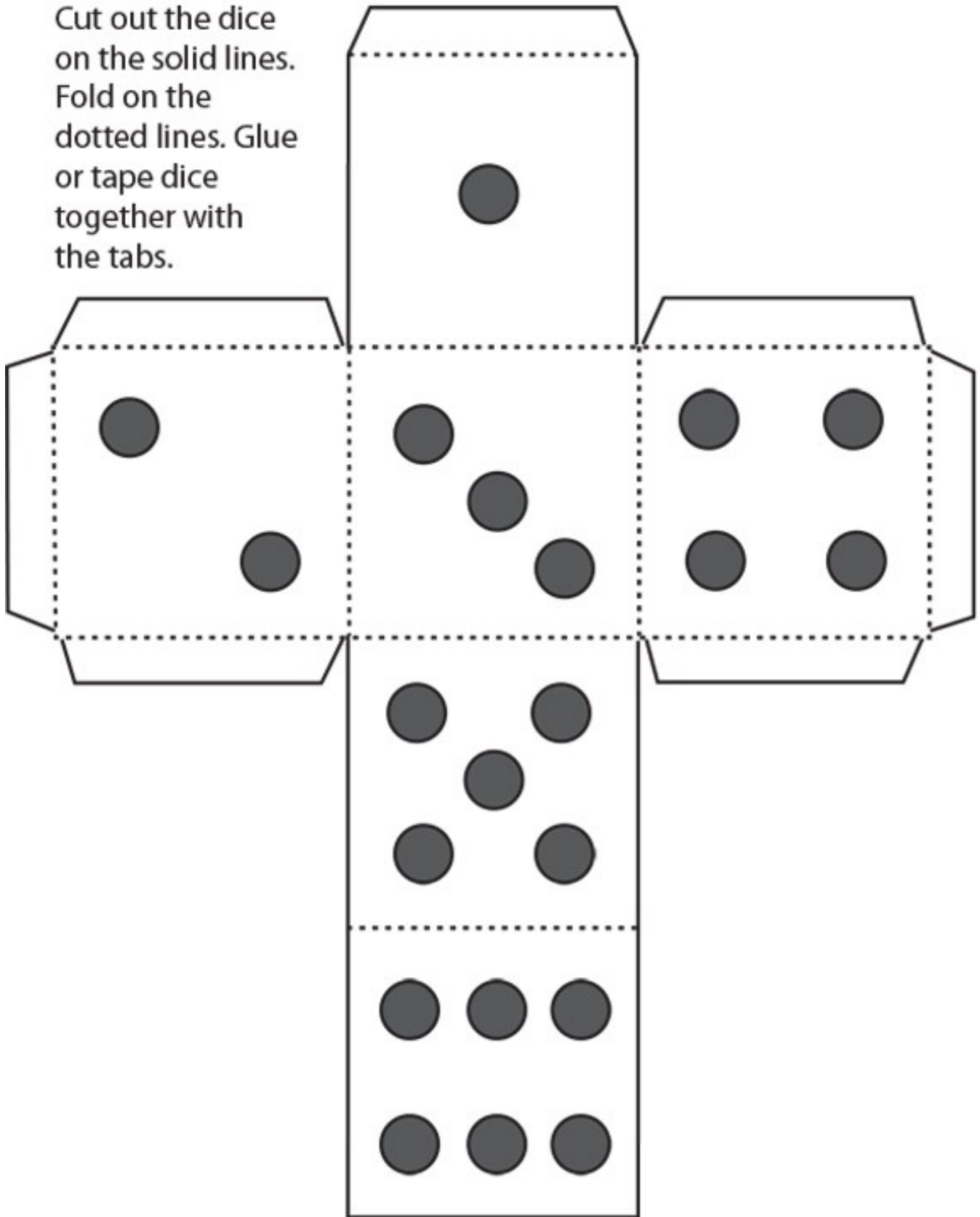
DANCE PARTY!


©HEYLETSMAKESTUFF.COM



FOLD-A-DICE

Cut out the dice
on the solid lines.
Fold on the
dotted lines. Glue
or tape dice
together with
the tabs.





ROLL-A-LANDSCAPE

1st Turn Air/Sky						
2nd Turn Background						
3rd Turn Foreground						
4th Turn Trees						
5th Turn Flowers						
6th Turn Extras						



ROLL-A-FACE

1st Turn Face Shape						
2nd Turn Eyes						
3rd Turn Nose						
4th Turn Mouth						
5th Turn Ears						
6th Turn Hair						